

Let's Celebrate!

Year R Curriculum
Autumn Term 2



Autumn



We hope you all had a lovely and restful half term holiday. Thank you to those parents who took their children on Autumn walks and uploaded their finds to Tapestry. We will enjoy sharing these observations about Autumn with the children.

During our first week back at school we will be using the changing colours of Autumn to enhance our learning. The children will be investigating pumpkins using their senses and we are looking forward to chopping them up and scooping out the seeds. We will be encouraging the children to think of lots of interesting words to describe the pumpkins and creating word banks of the adjectives the children have thought of. The children will also have a go at writing some describing words using the sounds they can hear at the beginning, middle and end of the words. We will be sharing the story of Pumpkin Soup by Helen Cooper and our role play area will be a kitchen with picture prompts from the book to encourage children to act out the story in their play.

In Maths we will be using Autumn objects such as conkers and acorns to count and find the total amount of two groups by counting how many altogether.

Outside we will be collecting Autumn leaves and other objects such as pine cones and sycamore wings to put in our investigation tray. We will be playing an Autumn themed bean bag throw game to encourage us to recognise numbers to 10 and beyond. We will also be colour mixing Autumn colours such as red and yellow to make orange.



During the week beginning 5th November we will be learning about Bonfire night and how we celebrate it. The children will be watching videos of fireworks and thinking about the colours and the sounds they make. We will be listening to Firework poems, using different media to draw fireworks and learning about the importance of staying safe on Bonfire night. If you go to any firework displays please upload photos onto Tapestry for us to share in class.

In Maths the children will be using shapes, colours and patterns to create rockets and other firework pictures. We will be encouraging them to name the shapes triangle, rectangle, circle and square.

We will be reading the story Whatever Next and equipping our role play areas with prompts from the story such as a large box, colander and wellies to give children the opportunity to act the story out.

PE

We have now started PE in the school hall once a week. Please ensure your child has a PE kit in school of shorts, T shirt and plimsolls or trainers in a drawstring bag. Please name all items of clothing, shoes and the bag clearly. Thank you.

Friend for a Weekend!

Thank you to all the parents who have had the class teddy to visit and uploaded their stay with you onto Tapestry. It has been very valuable to share this with your child in class. All children will have a turn, we promise! Let us know if there is a weekend you would particularly like the teddy if you're doing something special. Please try and keep the teddy, bag and explanation sheet safe so that we can pass it on to the next person.



Tapestry

If you have not yet activated your Tapestry account please see your child's class teacher. Tapestry is an excellent and secure way for you to be involved in your child's learning.



Important Dates!

Our Christmas Nativity this year is called Humph the Camel.

Please come and watch us on **Wednesday 12th December** or **Friday 14th December** at 9.30am.

A letter about parts and costumes will come home nearer to the time.

Let's Celebrate!



Bears!

Last half term the children thoroughly enjoyed learning the story of Brown Bear, Brown Bear, what do you see? They liked being able to use actions to help them recite the story by heart. They became very interested in the character of the bear and we started to look at different types of bears.

As a continuation of this we have decided that after we have celebrated Autumn and Bonfire Night, we will use the story of 'We are Going on a Bear Hunt' as a focus for our learning. The children will act out the story and we will learn its sequence. We will spend some time learning about different types of bears such as Polar bears, panda bears and grizzly bears, finding out where they live and what they eat.

We will go on our own hunt, not for bears but for dinosaurs, to encourage the children to use the format of a familiar story to create their own story. We have noticed that many of our children are very interested in dinosaur books and toys and know many of the dinosaur names! We will use the dinosaur hunt to encourage children to think of a structure of a story with a beginning, middle and end.



Phonics





The children are all taking part in a daily phonics session and the letter sounds learnt that week are coming home on a Friday for you to practise. Phonics is the main way that we teach spelling and reading at school. Please spend some time practising the sounds with your child and encourage them to sound out the words given on the sheet and then 'squeeze' these letter sounds together to read the whole word. For example, s-a-t 'sat'. At Parents' Evening we gave you a booklet with ideas of how to support phonics learning at home which we hope you have found useful.



Learning through

Stories and Reading at home

The best way to support your child's learning is to read to them and listen to them read to you. When you read to your child, you are able to expose them to books that they cannot read alone. Quality story books develop your child's language skills, vocabulary and imagination. These are some of the story books we will be sharing in class over the next half term.



Your child will read to an adult in school each week. Their first books will only have pictures and this is to encourage them to tell a story and turn pages in the book themselves. You can ask questions for them to answer. When your child is more confident with phonics they will begin to bring home a book with words. The books will support the phonics being taught in school and encourage your child to sound out letters to read whole words. If you would like an additional reading book then pop your child's book bag into the box outside the classroom each morning and we will give your child a second book to read at home. Don't forget to write in the diary every time you read at home and colour the stars to receive the Bronze Reading Award!



Christmas

Towards the end of this half term we will be learning about why we celebrate Christmas. We will read the Nativity story and learn songs for our Year R Nativity performance. There will be lots of opportunities to make Christmas crafts, read wintry stories and even write a letter to Santa!