




Autumn Term- Who's afraid of the Big Bad Wolf

Year 2

Key Texts



Linked Books:

(Books to read at home or from the library)

- Little Red Riding Hood
- Revolting Rhymes
- Three little pigs
- True story of the three little pigs
- The 3 little wolves and the big bad pig

Literacy:

Over the half term the children will be exploring the Year 2 key texts.

Good Little Wolf - Children will be creating character descriptions of 'Rolf' the main character in the story. We will be exploring the use of adjectives, using 'and' to join ideas and understanding what makes a character good or bad.

Wolves - Children are going to be creating an information text based on the story. They will be exploring the use of headings and subheadings and how we can use exclamations within their writing.

What's the Time Mr Wolf? - Children will be writing a recount of the wolf's day in chronological order. They will be using time conjunctions to order their work.

There is no Big Bad Wolf in this story - The children will be creating a how to guide on how to be a Big Bad

Maths

During this half term in maths, children will be revisiting and continuing to count forwards and backwards to and across 100, starting at 0, 1 or a given number.

We will be looking into how we can represent different numbers using different mathematical equipment and how this can also be recorded on a number line and in their books. From this the children will also be learning to compare and order numbers up to 100 using the greater, less than and equals sign (< = >)

Later in the term the children will be refreshing their memories with their use of number bonds to 10 and how these can be used to make bonds to 20. This knowledge will then be used to solve one step problems, using resources and pictorial representations.

They will also be looking at counting in steps of 10, and using this knowledge to identify 10 more/less of a given number.

Science

During this topic the children will be beginning their longitudinal study on habitats within the school community.

We will also be looking at predators and prey, and what animals would need to survive in different seasons.

PSHE

The children will be continuing to learn through our PSHE programme Jigsaw. The unit is called 'Being in my World'

Through this unit the children will be learning about the following:

- Hopes and fears for the year
- Rights and responsibilities
- Rewards and consequences
- Safe and fair learning environment
- Valuing contributions
- Choices
- Recognising feelings

The children will be using a selection of stories, songs and images to discuss these different learning points.

<p>Wolf, using the text as their guide. The children will be learning to use instructional language and commands to create their 'how to'.</p> <p>The Boy who cried Wolf - As our final piece of writing for the term, the children will be writing a narrative based on the story of The Boy who cried wolf. They will be exploring expanded noun phrases, story order and amazing story language.</p>	<p><u>RE (Religious Education)</u></p> <p>In R.E the children will be learning about creation from different religions. They will be exploring the different stories and creating items based upon the different stories.</p>	<p><u>Music</u></p> <p>Our music learning this term will focus on Pitch. The children will learn all about pitch through fun activities based on the Wispy Willow. The children will have opportunities to explore, respond to and recognise high, middle and low sounds. They will be using their voices and a selection of musical instruments.</p>	<p><u>Art</u></p> <p>This term the children will be exploring the work of the artist Julie Ball.</p> <p>They will be exploring how to make different markings using different equipment.</p> <p>By the end of the topic the children will have created a piece of work based on Julie Ball, including a wolf and the different techniques that they have practised.</p>
<p><u>Geography</u></p> <p>In Geography this half term we will be exploring how to use a compass correctly, using the correct vocabulary needed for doing so.</p> <p>Children will be looking at a selection of aerial photographs (real and fairytale) and be looking at the different human and physical landmarks in each photograph.</p> <p>The children will then be creating their own aerial photograph, to then give instructions to a fairytale character on how to get from point A to point B.</p> <p>The children will also be creating their own pneumonic for the compass points to help remember them.</p>	<p><u>PE (Physical Education)</u></p> <p>In PE this term the units are 'Invasion Games' and 'Gymnastics'. The children will have opportunities to learn lots of new skills through different games and team activities. They will also be developing their gross motor skills through different activities.</p> <p>The children will also be completing laps throughout the week to build up their stamina and physical wellbeing.</p>	<p><u>Year 2</u></p> <p>The year 2 team would like to wish a huge welcome to all members of the year group and families to year 2.</p> <p>PE Days for each class are as follows: Elm Class - Monday and Friday Maple Class - Wednesday and Thursday Willow class - Wednesday and Thursday</p> <p>Please can all children have PE kits in school. They will need to have either plain white or red tops, shorts or leggings or jogging bottoms and trainers.</p>	